



PIZZA & SNACK MERCHANTISER INSTRUCTION MANUAL

Customer Service: (800) 945-4589 ext. 112

Should you have any concerns regarding your appliance, you should first call Tomlinson Customer Service between 8am and 5pm Eastern Standard

Time, Monday through Friday.

Refer to Model #513FC - 1023226



IMPORTANT:
Safety Recommendations Inside

M O D E L

513FC

1023226



To register your product, go to www.tomlinsonind.com.
Click on the SUPPORT tab, then click on PRODUCT REGISTRATION.

Manufactured in China / Fabricado en China
© 2010 Tomlinson Industries




ANSI/NSF4





QUALITY VALUE PERFORMANCE

IMPORTANT!

READ THESE INSTRUCTIONS BEFORE OPERATING.
KEEP THIS BOOKLET FOR FUTURE REFERENCE.

 **WARNING:** A risk of fire and electrical shock exists in all electrical appliances and may cause personal injury or death. Please follow all safety instructions carefully.

 **CAUTION:** This appliance produces heat during use. Proper precautions must be taken to prevent risk of burns, fire or other injury to persons or damage to property.

 **CAUTION:** When using electrical appliances, basic safety precautions should always be followed to reduce the risk of fire, electric shock and injury.

Please follow these basic safety rules!

- READ ALL INSTRUCTIONS BEFORE USE.
- Only individuals that have read this manual are qualified to operate this appliance.
- Do not immerse this appliance in water.
- Make sure all switches are in "OFF" position before plugging cord into outlet or unplugging cord from outlet.
- This appliance must be placed on a level and stable surface to operate properly. Please inspect and confirm the appliance location meets these requirements before operating it.
- Do not use or attempt to repair a malfunctioning appliance. Contact Consumer Service 1-800-945-4589 ext. 112 for return or repair authorization.
- Do not clean appliance with scouring pad or harsh abrasives. All surfaces can be cleaned by using a damp cloth and mild soap solution
- Not for outdoor use.
- This appliance is not for use by children.
- Close supervision is necessary when using the appliance near children.
- Unplug cord from outlet when not in use.
- Appliance should be allowed to cool before cleaning. Appliance should be unplugged when cleaning.
- Read all instructions before using the appliance.

- Do not use accessories or attachments not recommended by manufacturer.
- Use this appliance only as indicated in the manual.
- Use only with a properly grounded outlet.
- Do not leave the appliance unattended while in use.

SAVE THESE INSTRUCTIONS

As a safety feature, this appliance has a grounded plug to reduce the risk of electrical shock. This plug is intended to fit into a grounded outlet only. If the plug does not fit into the outlet, contact a qualified electrician. Do not attempt to defeat this safety feature.

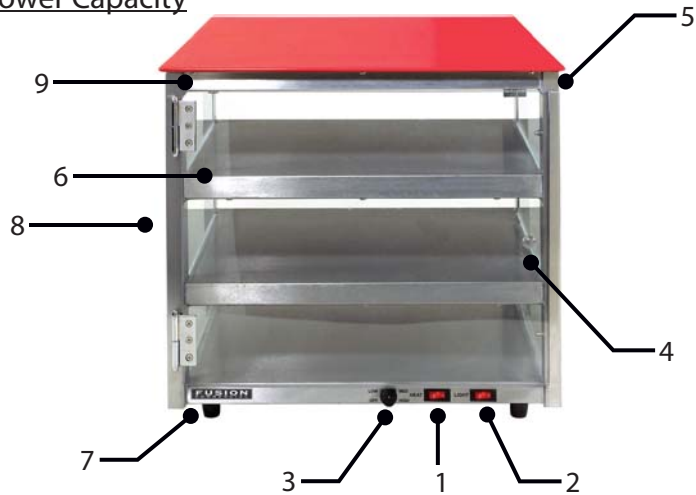
We do not recommend the use of an extension cord, however if an extension cord is required caution is necessary. The cord must be 14 gauge and have a minimum electrical rating of 120 volts and 15 amps. (Note: The electrical rating will be marked on the cord). Make sure the cord is arranged so people cannot accidentally pull or trip over it.

Getting to know your FUSION COMMERCIAL Pizza & Snack Merchandiser

Your FUSION COMMERCIAL Pizza & Snack Merchandiser combines high quality construction and product features with smart design for excellent performance. The 513FC can be used in two ways:

- Position the unit directly on the countertop
- When used with Model 515FC Deluxe 16" Pizza & Snack Oven, position the unit on top of the oven to maximize countertop space.

Power Capacity



- 1 Heat Switch – Heats all three shelves simultaneously
- 2 Light Switch – Lights all three shelves simultaneously (three light bulbs)
- 3 Adjustable Thermostat – Temperature range from 85°F to above 160°F
- 4 Polycarbonate Doors – Front and back polycarbonate doors feature magnetic strips to close securely
- 5 Commercial Grade Construction – Tempered Glass side panels with stainless steel corner posts
- 6 Warming Shelf – Large 17" x 17" shelves easily accommodate a 16" pizza and other foods
- 7 Non-Skid Feet – Helps keep appliance securely on the countertop / tabletop
- 8 Compact Footprint – Conveniently fits on top of 16" Pizza & Snack Oven
- 9 Thermometer – Displays internal cabinet temperature
- 10 Raised Racks – Three nickel plated racks (not shown) are included to help keep food fresh and shelves clean

The FUSION COMMERCIAL Pizza & Snack Merchandiser operates on 120 volts, draws 4 amps and processes 475 watts of power

Before Using for the first time

- 1 Remove all packaging materials, labels and literature.
- 2 Wipe the Warming Tray with a clean, damp cloth.
 - a. Do not use abrasive cleaners / pads as they can damage the surface.
 - b. Do not immerse the base in water.
- 3 Make sure the light bulbs are securely fastened.

To Operate your Pizza & Snack Merchandiser

In order to attain the best results, please follow the operating instructions listed below.

- 1 Make sure the merchandiser is always positioned on a level, stable surface.
- 2 Plug unit into grounded outlet.
- 3 Preheat unit at the maximum temperature setting for 45 minutes. We recommend setting the thermostat at 3 - 5 for food that is placed on either aluminum pans or baking racks. Note: The settings will vary due to product size and weight, consistency and desired taste, texture and appearance.
- 4 Food must be placed on a pan or rack and NOT directly on to the shelves.
- 5 Caution: Please use Hot Pads / Oven Mitts when removing pans or racks from the merchandiser.
- 6 Always turn off merchandiser when not in use.
- 7 Food will keep warm for a short time after appliance has been turned off.

Care & Cleaning

- 1 Unplug merchandiser and let cool.
- 2 Use a soft, damp cloth and mild soap solution to clean the merchandiser. Never use scouring pads, harsh abrasives or strong

cleaning solutions (ammonia, chlorine or alcohol based cleaners) on this appliance.

- 3 The doors are removable for cleanup. Clean doors in warm, soapy water and dry them thoroughly before placing them back on the merchandiser cabinet.
- 4 Except for the doors, never immerse any part of the merchandiser or let water drip inside the unit.

One Year Limited Warranty

Tomlinson guarantees to the original purchaser of each Tomlinson Fusion Commercial 513FC Pizza and Snack Merchandiser that any part thereof which proves to be defective in material or workmanship within one year of the date of shipment will be repaired or a replacement part furnished F.O.B. our factory. Warranty will not apply if our examination shows oven to be defective as the result of negligence, abuse, misapplication or alteration by other than ourselves. Tomlinson will not be responsible for unauthorized field service. Contact factory at 1-800-945-4589 ext. 112 for instructions.

To register your product, go to www.tomlinsonind.com.
Click on the SUPPORT tab, then click on
PRODUCT REGISTRATION.